

Powerpole® connectors provide cost-effective reliability, design flexibility and safety for your products' manufacture, installation and maintenance.

The housings are modular and genderless. Powerpole® connectors provide 600 Volts continuous, AC or DC operation. Wire sizes range from #12 to #16 AWG (3.3 to 1.3 mm²). Contacts are available in reeled and loose piece designs to support all production needs from engineering prototype, low volume and high volumes products.

FEATURES

- Flat wiping contact system**
Minimal contact resistance at high current, wiping action cleans contact surface during connection/disconnection
- Colored modular housings**
Provides visual identification of proper mating connector
- Molded-in dovetails**
Secures individual connectors into "keyed" assemblies which prevents misconnection with similar configurations



PRODUCT SPECIFICATIONS

Connector Model	PP30	Connector Model	PP30
UL Current Rating (Amperes)*	30*	Life	
UL Voltage Ratings (Volts)**	600*	a. No load (Contact/Disconnect Cycles)	To 10,000
Contact Barrel Wire Size (AWG)	#12 to #16	b. Under Load (Hot Plug 250 cycles @ 120V)	30A
(mm ²)	3.3 to 1.3	Avg. Connection/Disconnect (lbs)	3
Maximum Wire Insulation Diameter (inches)	0.175	Operating Temperature Range °C***	-20° to 105°
(mm)	4.45	°F	-4° to 221°
AVG Contact Resistance* (micro-ohms)	600	Flammability Rating of Housing Material	UL94 V-0
Insulation Withstanding Test Voltage (Volts AC/DC)	2200		
Contact Retention Force (lbs)	25		

* UL Rated for 65°C rated wire or cable size
** Both AC & DC Voltage
*** Contact factory for higher temperature rated connectors

ORDERING INFORMATION

Housing & 30 amp Contact

Part Number	Housing Color	Wire AWG	Wire sq. mm
1330	Red	12/16	3.3/1.3
1330G2	Green	12/16	3.3/1.3
1330G4	Black	12/16	3.3/1.3
1330G5	White	12/16	3.3/1.3
1330G11	Yellow	12/16	3.3/1.3
1330G12	Blue	12/16	3.3/1.3
1330G13	Orange	12/16	3.3/1.3
1330G14	Gray	12/16	3.3/1.3
1330G15	Brown	12/16	3.3/1.3
1330G16	Pink	12/16	3.3/1.3
1330G17	Purple	12/16	3.3/1.3

30 amp Contacts

Part Number	Description	Wire AWG	Wire sq. mm
1331	Individual	12/16	3.3/1.3
261G1	Reel	12/16	3.3/1.3
269G1-LPBK	Individual	12/16	3.3/1.3
269G1	Reel	12/16	3.3/1.3
200G2L	Superflex, reel	16/20	1.3/.52
201G2H	Superflex, reel	16/20	1.3/.52

Housings Only

Part Number	Description
1327	Red housing
1327G5	Green housing
1327G6	Black housing
1327G7	White housing
1327G8	Blue housing

housings continued

Part Number	Description
1327G16	Yellow housing
1327G17	Orange housing
1327G18	Gray housing
1327G21	Brown housing
1327G22	Pink housing
1327G23	Purple housing

Accessories

Part Number	Description
1441G1	Female splash boot
1442G1	Male splash boot
110G21	Blok lok, 2 pole
110G12	Blok lok, 4 pole
1399G9	Red mounting wing
1399G8	Blue mounting wing

...continued on back page

ORDERING INFORMATION

accessories continued

Part Number	Description
1399G1	Red short spacer with end hole
1399G2	Red long spacer
1399G6	Red short spacer without hole
1462G1	2 & 4 pole mounting clamp set
1462G2	3 & 6 pole mounting clamp set
1462G3	4 & 8 pole mounting clamp set
110G16	Retaining pins, 1 high block of connectors
110G17	Retaining pins, 2 high block of connectors

Tooling

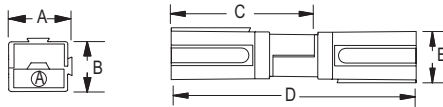
Part Number	Description
111038G2	Contact insertion/extraction tool
1309G2	Hand tool #12 to #20
1309G5	Hand tool for p/n 200G2L & 201G2H
260G1	Applicator only (110V & 220V)
260G14*	Applicator only (110V & 220V)
260G15*	Applicator only (110V & 220V)
260G18**	Applicator only (110V & 220V)
280G1	Applicator and press (110V, 60Hz)
250G1	Press only (110V, 60Hz)
280G4	Applicator and press (220V, 50Hz)
250G2	Press only (220V, 50Hz)

* Denotes mini-style applicator for use with existing "K" or "T" press
 ** Denotes mini-style applicator for use with existing "K" or "T" and "G" press

DIMENSIONS

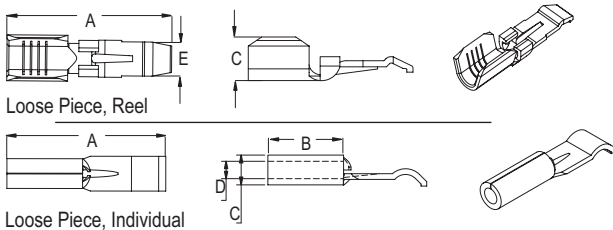
Powerpole® Housing

Series	-A- mm in.	-B- mm in.	-C- mm in.	-D- mm in.	-E- mm in.
PP30	7.9 .31	7.9 .31	26.6 .97	41.3 1.63	8.4 .33

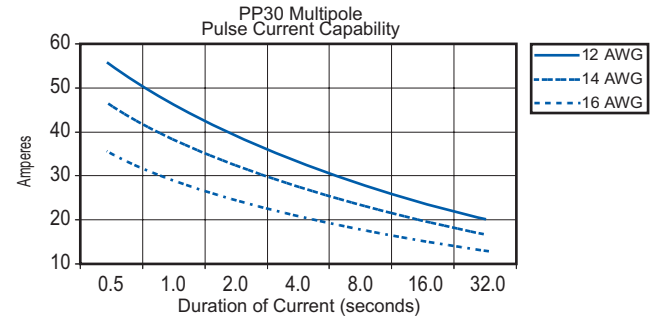
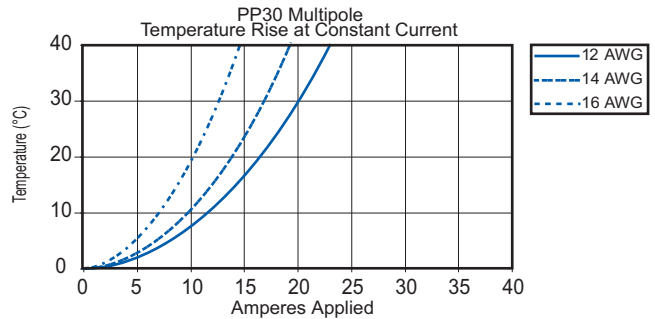
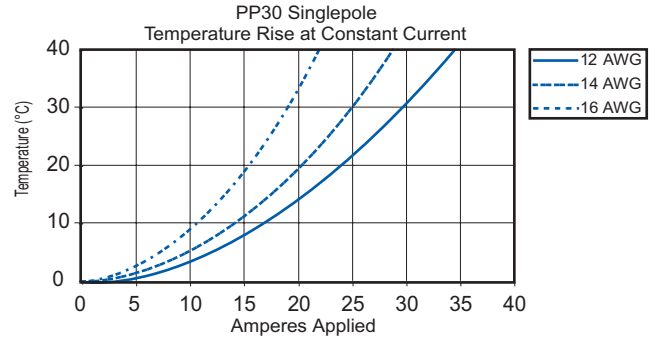


Contacts

Part Number	-A- mm in.	-B- mm in.	-C- mm in.	-D- mm in.	-E- mm in.
1331	16.25 .64	7.87 .31	3.81 .15	2.54 .10	3.68 .145
261G1	17.27 .68	6.35 .25	4.57 .18	N/A	3.68 .145
269G1-LPBK	17.27 .68	6.35 .25	4.57 .18	N/A	3.68 .145
269G1	17.27 .68	6.35 .25	4.57 .18	N/A	3.68 .145
200G2L	17.27 .68	6.35 .25	4.06 .16	N/A	3.68 .145
201G2H	17.27 .68	6.35 .25	4.06 .16	N/A	3.68 .145



TEMPERATURE RISE CHARTS



Mounting Clamps

Part Number	-A- mm in.	-B- mm in.	-C- mm in.	-D- mm in.	Number of Poles
1462G1	23.8 0.94	27.0 1.06	17.1 0.67	4.0 0.16	(2 Pole)
1462G1	23.8 0.94	34.9 1.37	25.0 0.98	4.0 0.16	(4 Pole)
1462G2	31.8 1.25	27.0 1.06	17.1 0.67	4.0 0.16	(3 Pole)
1462G2	31.8 1.25	34.9 1.37	25.0 0.98	4.0 0.16	(6 Pole)
1462G3	39.6 1.56	27.0 1.06	17.1 0.67	4.0 0.16	(4 Pole)
1462G3	39.6 1.56	34.9 1.37	25.0 0.98	4.0 0.16	(8 Pole)

